


HOW TO USE ZAP CODES



Some of our activities include a **Zap code** allowing your students to access extra content through a smart phone, tablet or other device.


All you need to do is download the Zappar App. Try it with this fun Tim Peake photo Zap. If you don't have access to tablets or devices in the classroom, all the zap code content is available to download for offline use on our website. Simply navigate to the activity's page to find Image Bundles, Powerpoints and more.




1. Ready
Download the Zappar App to your mobile or tablet



2. Aim
Open Zappar and hold your device in front of this unique zap code



4. Share your pics with Tim!
Post your image on Twitter or Instagram and share with Tim by using @astro_timpeake. Don't forget to use #DiscoveryDiaries so we can share your pics!



3. Zap!
Content will appear on your phone that relates to the activity (or in this case, Tim will appear!)